



**POULTRY BELTS**  
BANDAS AVÍCOLAS



## TECHNICAL DATASHEET

PORTABLE ULTRASONIC WELDER

BA110 MODEL

### DESCRIPTION

The Portable Ultrasonic Welder is an advanced tool designed for precise and efficient bonding of materials using ultrasonic technology. Its compact and ergonomic design, combined with an intuitive digital control, enables high-quality welds with optimized operating time.

### FEATURES

- **High precision:** Allows accurate adjustment of welding time to ensure uniform and durable joints.
- **Intuitive digital control:** The control panel facilitates easy configuration of welding parameters.
- **Light indicators:** Equipped with power, ultrasonic operation, and overload indicators for safe monitoring.
- **Ergonomic gun:** Designed for comfortable and safe handling during operation.
- **Manual test system:** Includes a test button to verify proper equipment functionality.

### ACCESSORIES



Cable



Welding gun



Sonotrode



Strap

#### SPAIN

- Pol. Industrial Comarca II, C/F, 12  
31191 Barbatáin, Navarra
- ☎ +34 611 642 260
- ☎ +34 611 642 260

#### MEXICO

- Capithal Park Colotlán, carretera  
Colotlán Km. 1.5, Núm. Ext. 1460  
Int. 77, 45200. Zapopan, Jal. México
- ☎ +52 33 3811 2692
- ☎ +52 993 147 8430

#### COLOMBIA

- Calle 15 No. 26-270  
Yumbo, Valle del Cauca
- ☎ +57 312 4176716
- ☎ +57 312 4176716

#### EEUU

- 6000 Eldorado Pkwy  
75033 Frisco, TX
- ☎ +1 862 213 1144
- ☎ +1 862 213 1144

✉ [info@bandasavicolas.com](mailto:info@bandasavicolas.com)

🌐 [bandasavicolas.com](http://bandasavicolas.com)





# POULTRY BELTS

BANDAS AVÍCOLAS



## TECHNICAL DATASHEET

### PORTABLE ULTRASONIC WELDER

#### BA110 MODEL




#### GENERAL DIMENSIONS

Height	2.9 in / 76 mm
Length	10.4 in / 266 mm
Width	6.9 in / 177 mm

#### TECHNICAL PARAMETERS

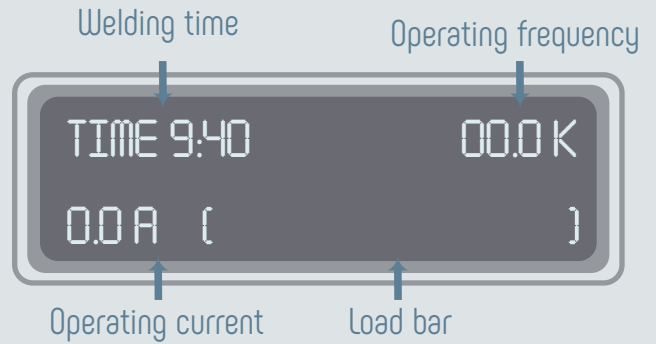
Voltage(V)	110 / 220
Frequency(Hz)	60
Phase	MONO
Power consumption(watts)	500
Resonance frequency	28 kHz



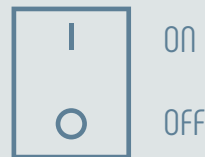
#### A INDICATORS AND SAFETY

- Blue light:** Indicates power supply connected and equipment operating.
- Green light:** Illuminates when ultrasonic generator is active.
- Red light:** Flashes in case of ultrasonic system overload.

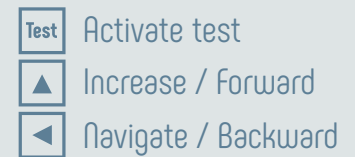
#### B DIGITAL PANEL



#### C POWER BUTTON



#### D INTERFACE BUTTONS



The **Ultrasonic Welder** for Poultry Bands is the ideal solution for industrial applications requiring precision, safety, and efficiency in ultrasonic welding processes.



**POULTRY BELTS**  
BANDAS AVÍCOLAS



## TECHNICAL DATASHEET

PORTABLE ULTRASONIC WELDER

BA110 MODEL

### SONOTRODE MAINTENANCE:

The sonotrode is an essential component with a limited service life. To ensure maximum performance, periodic inspections and replacement upon wear are required.

### CE CERTIFICATION IN ULTRASONIC WELDING EQUIPMENT

Our product complies with the essential safety, health, and environmental protection requirements established by the European Union. CE certification ensures that the equipment has been designed and manufactured according to strict quality standards, guaranteeing reliability and safety in industrial use.



- Complies with European electrical safety and electromagnetic compatibility standards.
- Tested to verify safe and efficient operation.
- Can be marketed within the European Economic Area without additional restrictions.

CE certification reduces risks associated with electrical failures, overloads, and compatibility issues, ensuring optimal performance in industrial applications and greater safety for the user. By choosing a Bandas Avícolas ultrasonic welder with CE certification, compliance with the most demanding market standards is guaranteed, providing confidence and peace of mind in every welding process.

### Sonotrode Replacement Steps:

- 1 Secure the welding gun firmly.
- 2 Use two wrenches to unscrew the sonotrode counterclockwise.
- 3 Install the new sonotrode and tighten clockwise.

**⚠ Caution:** Never use a single wrench to disassemble the sonotrode, as this may damage the equipment's internal wiring.



**Important note:** During welding, the contact point of the sonotrode may reach 200 °C, causing a temperature increase in the transducer. Handle the equipment with caution after use.